

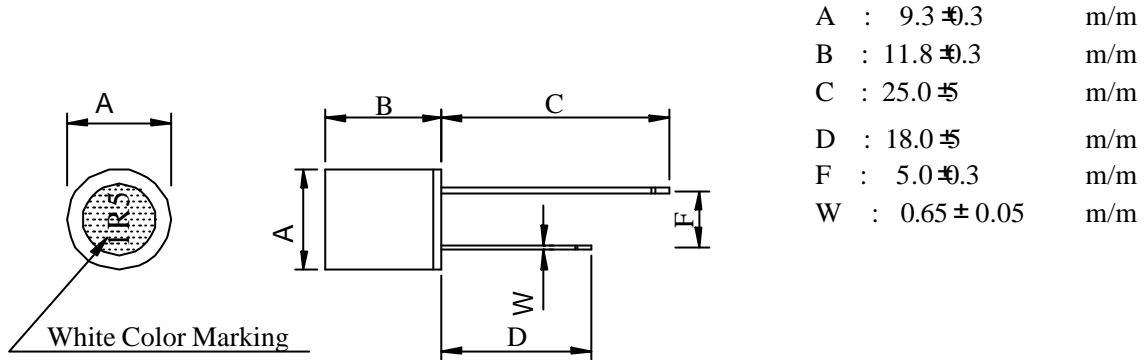
SPECIFICATION FOR APPROVAL

REF :

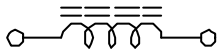
PAGE: 1

| | | | | |
|---------------|-----------------|----------------|--------|---|
| PROD. NAME | RADIAL INDUCTOR | ABC'S DWG NO. | RH0912 | S |
| | | ABC'S ITEM NO. | | |

· CONFIGURATION & DIMENSIONS :

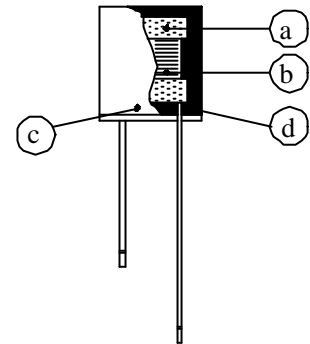


· SCHEMATIC DIAGRAM :



· MATERIALS :

- a · Core : Ferrite DR core
- b · Wire : Enamelled copper wire 130
- c · Housing : PBT-4130 UL94V-0
- d · Adhesive : Epoxy resin



· GENERAL SPECIFICATION :

- a · Temp. rise : 20 max. at rated current.
- b · Storage temp. : -25 ---- +85
- c · Operating temp. : -20 ---- +80

SPECIFICATION FOR APPROVAL

REF :

PAGE: 2

| | | | |
|------------|-----------------|----------------|----------|
| PROD. NAME | RADIAL INDUCTOR | ABC'S DWG NO. | RH0912 S |
| | | ABC'S ITEM NO. | |

ELECTRICAL CHARACTERISTICS :

| DWG No. | Inductance (μH) | Q ref. | Test Freq. (Hz) | | SRF (MHz) typ. | RDC () max. | IDC (A) max. |
|-------------|----------------------|-----------|-------------------|--------|------------------------|--------------------|----------------------|
| | | | L | Q | | | |
| RH09121R5MS | 1.5 ±0% | 30 | 1K | 7.960M | 78.0 | 0.008 | 5.40 |
| RH09122R2MS | 2.2 ±0% | 30 | 1K | 7.960M | 63.0 | 0.010 | 4.50 |
| RH09123R3MS | 3.3 ±0% | 30 | 1K | 7.960M | 50.0 | 0.018 | 3.60 |
| RH09124R7MS | 4.7 ±0% | 30 | 1K | 7.960M | 41.0 | 0.022 | 3.10 |
| RH09126R8MS | 6.8 ±0% | 30 | 1K | 7.960M | 33.0 | 0.028 | 2.50 |
| RH0912100KS | 10.0 ±0% | 60 | 1K | 2.520M | 27.0 | 0.043 | 2.10 |
| RH0912150KS | 15.0 ±0% | 50 | 1K | 2.520M | 21.0 | 0.056 | 1.70 |
| RH0912220KS | 22.0 ±0% | 50 | 1K | 2.520M | 17.0 | 0.086 | 1.40 |
| RH0912330KS | 33.0 ±0% | 45 | 1K | 2.520M | 13.0 | 0.140 | 1.10 |
| RH0912470KS | 47.0 ±0% | 40 | 1K | 2.520M | 11.0 | 0.170 | 0.96 |
| RH0912680KS | 68.0 ±0% | 35 | 1K | 2.520M | 9.0 | 0.280 | 0.79 |
| RH0912101KS | 100.0 ±0% | 55 | 1K | 0.796M | 7.2 | 0.330 | 0.66 |
| RH0912151KS | 150.0 ±0% | 40 | 1K | 0.796M | 5.7 | 0.560 | 0.53 |
| RH0912221KS | 220.0 ±0% | 30 | 1K | 0.796M | 4.5 | 0.720 | 0.44 |
| RH0912331KS | 330.0 ±0% | 25 | 1K | 0.796M | 3.6 | 1.100 | 0.36 |
| RH0912471KS | 470.0 ±0% | 25 | 1K | 0.796M | 2.9 | 1.700 | 0.30 |
| RH0912681KS | 680.0 ±0% | 25 | 1K | 0.796M | 2.3 | 2.300 | 0.25 |
| RH0912102KS | 1000.0 ±0% | 55 | 1K | 0.252M | 1.9 | 4.300 | 0.20 |

1). : Package information Bulk Taping / Reel

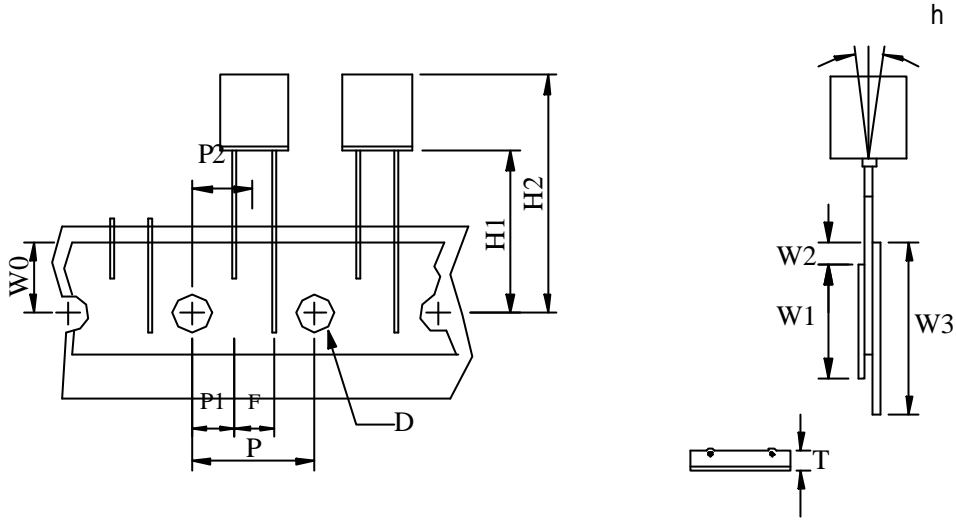
SPECIFICATION FOR APPROVAL

REF :

PAGE: 3

| | | | | |
|---------------|-----------------|---------------------------------|--------|---|
| PROD. NAME | RADIAL INDUCTOR | ABC'S DWG NO. ABC'S ITEM NO. | RH0912 | S |
|---------------|-----------------|---------------------------------|--------|---|

TYPED PACKAGE DIMENSIONS :



| Item | Symbol | Specification | | | |
|---------------------------------------|--------|---------------|-----------|-------|-----------|
| | | Milimeter | | Inch | |
| | | Size | Tolerance | Size | Tolerance |
| Tape feed hole diameter | D | 4.00 | ±0.20 | 0.157 | ±0.008 |
| Component lead pitch | F | 5.00 | ±0.50 | 0.200 | ±0.020 |
| Front-to-rear thickness | h | 2.00 | max. | 0.079 | max. |
| Feed hole to bottom of component | H1 | 18.50 | ±0.80 | 0.728 | ±0.040 |
| Feed hole to overall component height | H2 | 30.30 | ±1.00 | 1.083 | ±0.040 |
| Feed hole pitch | P | 12.70 | ±0.30 | 0.500 | ±0.012 |
| Lead location | P1 | 3.85 | ±0.70 | 0.152 | ±0.028 |
| Center of component location | P2 | 6.35 | ±1.30 | 0.250 | ±0.051 |
| Overall taped package thickness | T | 1.42 | max. | 0.056 | max. |
| Feed hole location | W0 | 9.00 | ±0.50 | 0.354 | ±0.020 |
| Adhesive tape width | W1 | 15.00 | ±0.50 | 0.598 | ±0.020 |
| Adhesive tape position | W2 | 4.00 | max. | 0.157 | max. |
| Tape width | W3 | 18.00 | ±0.50 | 0.709 | ±0.020 |

AE-001A

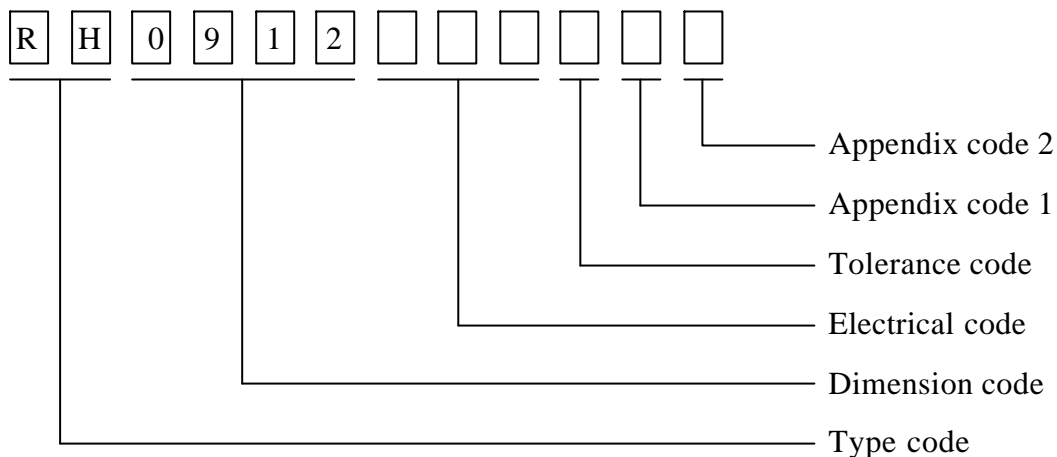
SPECIFICATION FOR APPROVAL

REF :

PAGE: 4

| | | | | |
|---------------|-----------------|----------------|--------|---|
| PROD. NAME | RADIAL INDUCTOR | ABC'S DWG NO. | RH0912 | S |
| | | ABC'S ITEM NO. | | |

· DWG EXPRESSION :



Appendix code 1 : S : Standard products
 A R , T Z : Special products

Appendix code 2 :

| Code | Inner package | Inner package Q'TY | Remark |
|------|------------------------|--------------------|--------|
| A | Empty | Empty | |
| B | T / R (Reel package) | 500 pcs | |
| C | Bag | 200 pcs | |
| D | T / B (Box package) | 1000 pcs | |

AE-001A

