

SPECIFICATION FOR APPROVAL

REF :

PAGE: 1

PROD. NAME	RADIAL INDUCTOR	ABC'S DWG NO.	RB1014	S
		ABC'S ITEM NO.		

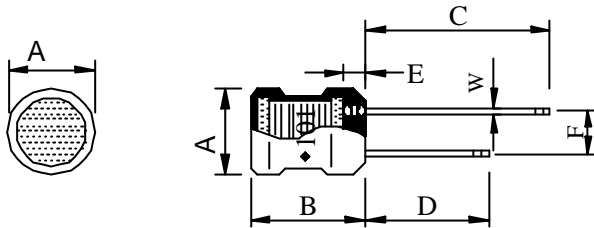
· CONFIGURATION & DIMENSIONS :

Marking :

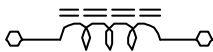
" ● " : Start

● 101----100 uH (Inductance Code)

A	: 8.7 ±0.5	m/m
B	: 12.0 ±1.0	m/m
C	: 25.0 ±	m/m
D	: 18.0 ±	m/m
E	: 2.5 max.	m/m
F	: 5.0 ±0.8	m/m
W	: 0.65	m/m

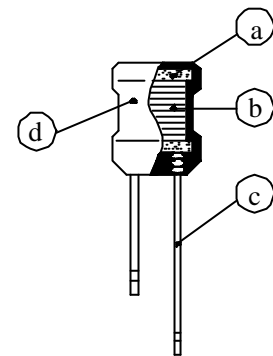


· SCHEMATIC DIAGRAM :



· MATERIALS :

- a . Core : Ferrite DR core
- b . Wire : Enamelled copper wire 130
- c . Lead : Tinned copper wire
- d . Tube : Shrinkable tube 125 , 600V



· GENERAL SPECIFICATION :

- a . Temp. rise : 20 max. at rated current.
- b . Storage temp. : -40 ---- +105
- c . Operating temp. : -25 ---- +85

AE-001A

SPECIFICATION FOR APPROVAL

REF :

PAGE: 2

PROD. NAME	RADIAL INDUCTOR	ABC'S DWG NO.	RB1014 S
		ABC'S ITEM NO.	

ELECTRICAL CHARACTERISTICS :

DWG No.	Inductance (μ H)	Q min.	Test Freq. (KHz)		SRF (MHz) min.	RDC () max.	IDC (mA) max.
			L	Q			
RB1014101KS	100 \pm 0%	45	796.0		3.20	0.85	350
RB1014121KS	120 \pm 0%	45	796.0		3.00	0.95	330
RB1014151KS	150 \pm 0%	45	796.0		2.80	1.05	310
RB1014181KS	180 \pm 0%	45	796.0		2.50	1.15	300
RB1014221KS	220 \pm 0%	40	796.0		2.10	1.30	280
RB1014271KS	270 \pm 0%	40	796.0		2.00	1.50	260
RB1014331KS	330 \pm 0%	40	796.0		1.95	1.70	240
RB1014391KS	390 \pm 0%	40	796.0		1.85	1.85	230
RB1014471KS	470 \pm 0%	35	796.0		1.55	2.30	210
RB1014561KS	560 \pm 0%	35	796.0		1.30	2.55	200
RB1014681KS	680 \pm 0%	35	796.0		1.15	2.85	190
RB1014821KS	820 \pm 0%	35	796.0		1.00	3.10	180
RB1014102KS	1000 \pm 0%	50	252.0		0.90	4.10	160
RB1014122KS	1200 \pm 0%	50	252.0		0.80	4.70	150
RB1014152KS	1500 \pm 0%	50	252.0		0.70	5.80	130
RB1014182KS	1800 \pm 0%	50	252.0		0.60	7.40	115
RB1014222KS	2200 \pm 0%	50	252.0		0.55	8.40	110
RB1014272KS	2700 \pm 0%	50	252.0		0.50	9.60	95
RB1014332KS	3300 \pm 0%	50	252.0		0.45	10.50	80
RB1014392KS	3900 \pm 0%	50	252.0		0.40	12.00	70
RB1014472KS	4700 \pm 0%	45	252.0		0.38	14.00	65
RB1014562KS	5600 \pm 0%	45	252.0		0.36	16.00	60
RB1014682KS	6800 \pm 0%	40	252.0		0.34	18.00	55
RB1014822KS	8200 \pm 0%	40	252.0		0.32	24.50	50
RB1014103KS	10000 \pm 0%	50	79.6		0.30	32.00	45
RB1014123KS	12000 \pm 0%	50	79.6		0.28	36.00	40
RB1014153KS	15000 \pm 0%	50	79.6		0.26	48.00	35
RB1014183KS	18000 \pm 0%	45	79.6		0.24	52.00	30
RB1014223KS	22000 \pm 0%	45	79.6		0.22	58.00	28
RB1014273KS	27000 \pm 0%	45	79.6		0.20	62.00	26
RB1014333KS	33000 \pm 0%	45	79.6		0.18	90.00	24
RB1014393KS	39000 \pm 0%	40	79.6		0.17	100.00	22
RB1014473KS	47000 \pm 0%	35	79.6		0.16	150.00	20
RB1014563KS	56000 \pm 0%	35	79.6		0.15	200.00	18
RB1014683KS	68000 \pm 0%	35	79.6		0.14	220.00	16
RB1014823KS	82000 \pm 0%	30	79.6		0.12	240.00	14

1). : Packing information Bulk

AE-001A



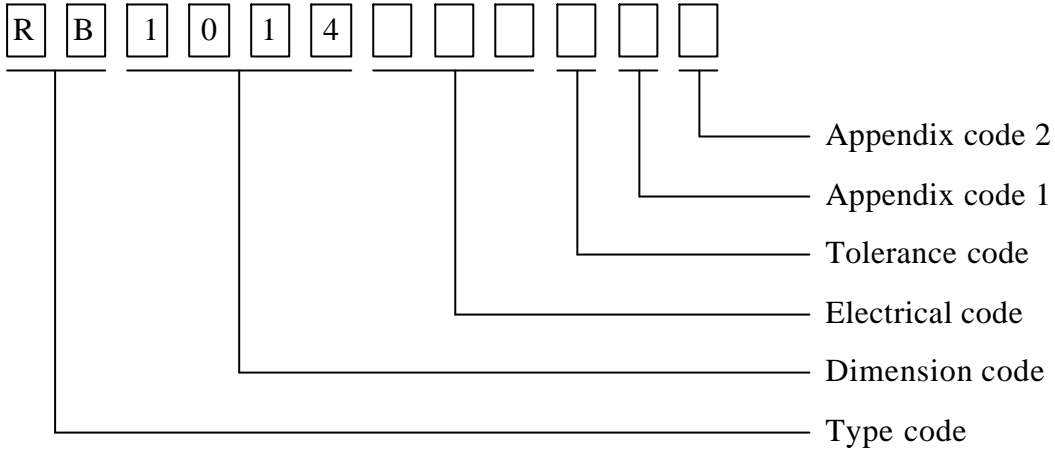
SPECIFICATION FOR APPROVAL

REF :

PAGE: 3

PROD. NAME	RADIAL INDUCTOR	ABC'S DWG NO.	RB1014	S
		ABC'S ITEM NO.		

. DWG EXPRESSION :



Appendix code 1 : S : Standard products
 A R , T Z : Special products

Appendix code 2 :

CODE	Inner package	Inner package Q'TY	Remark
A	Box	150 pcs	
B	Box	200 pcs	
C	Bag	100 pcs	
D	Tray	300 pcs	(C Type)