

SPECIFICATION FOR APPROVAL

REF :

PAGE: 1

PROD. NAME	RADIAL INDUCTOR	ABC'S DWG NO.	RB0914	S
		ABC'S ITEM NO.		

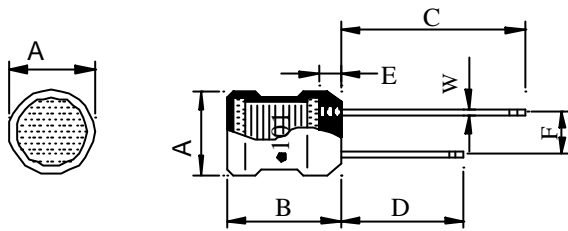
· CONFIGURATION & DIMENSIONS :

Marking :

" ● " : Start

● 101----100 uH (Inductance code)

A	: 8.7 ±0.5	m/m
B	: 12.0 ±1.0	m/m
C	: 25.0 ±	m/m
D	: 18.0 ±	m/m
E	: 2.5 max.	m/m
F	: 5.0 ±0.8	m/m
W	: 0.65	m/m

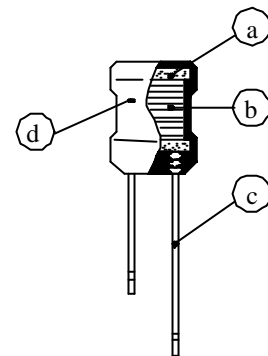


· SCHEMATIC DIAGRAM :



· MATERIALS :

- a · Core : Ferrite DR core
- b · Wire : Enalled copper wire 130
- c · Lead : Tinned copper wire
- d · Tube : Shrinkable tube 125 , 600V



· GENERAL SPECIFICATION :

- a · Temp. rise : 20 max. at rated current.
- b · Storage temp. : -40 ---- +105
- c · OPERATING TEMP. : -25 ---- +85

AE-001A

SPECIFICATION FOR APPROVAL

REF :

PAGE: 2

PROD. NAME	RADIAL INDUCTOR	ABC'S DWG NO. ABC'S ITEM NO.	RB0914 S
---------------	-----------------	-------------------------------------	-------------------------------

. ELECTRICAL CHARACTERISTICS :

DWG No.	Indutance (μ H)	Q min.	Test Freq. (MHz)		SRF (MHz) min.	RDC () max.	IDC (A) max.
			L	Q			
RB09143R3MS	3.3 ±20%	20	7.96		70.0	0.027	3.60
RB09144R7MS	4.7 ±20%	20	7.96		50.0	0.033	3.20
RB09146R8MS	6.8 ±20%	20	7.96		30.0	0.039	3.00
RB0914100KS	10.0 ±0%	50	2.52		20.0	0.048	2.70
RB0914120KS	12.0 ±0%	50	2.52		15.0	0.055	2.50
RB0914150KS	15.0 ±0%	50	2.52		10.0	0.060	2.40
RB0914180KS	18.0 ±0%	40	2.52		9.5	0.065	2.30
RB0914220KS	22.0 ±0%	40	2.52		9.0	0.090	1.90
RB0914270KS	27.0 ±0%	40	2.52		8.5	0.110	1.80
RB0914330KS	33.0 ±0%	40	2.52		8.0	0.120	1.70
RB0914390KS	39.0 ±0%	30	2.52		7.0	0.130	1.60
RB0914470KS	47.0 ±0%	30	2.52		6.0	0.140	1.50
RB0914560KS	56.0 ±0%	30	2.52		5.0	0.200	1.30
RB0914680KS	68.0 ±0%	30	2.52		4.5	0.210	1.20
RB0914820KS	82.0 ±0%	30	2.52		4.0	0.230	1.10
RB0914101KS	100.0 ±0%	30	0.796		3.5	0.280	1.00
RB0914121KS	120.0 ±0%	30	0.796		3.0	0.320	0.90
RB0914151KS	150.0 ±0%	30	0.796		2.8	0.370	0.80
RB0914181KS	180.0 ±0%	30	0.796		2.6	0.540	0.75
RB0914221KS	220.0 ±0%	30	0.796		2.4	0.600	0.70
RB0914271KS	270.0 ±0%	20	0.796		2.2	0.680	0.65
RB0914331KS	330.0 ±0%	20	0.796		2.0	0.760	0.60
RB0914391KS	390.0 ±0%	20	0.796		1.9	0.850	0.55
RB0914471KS	470.0 ±0%	20	0.796		1.8	1.300	0.50
RB0914561KS	560.0 ±0%	20	0.796		1.7	1.400	0.45
RB0914681KS	680.0 ±0%	20	0.796		1.6	1.600	0.40
RB0914821KS	820.0 ±0%	20	0.796		1.5	1.800	0.35
RB0914102KS	1000.0 ±0%	40	0.252		1.3	2.100	0.30

1). : Packafing information Bulk

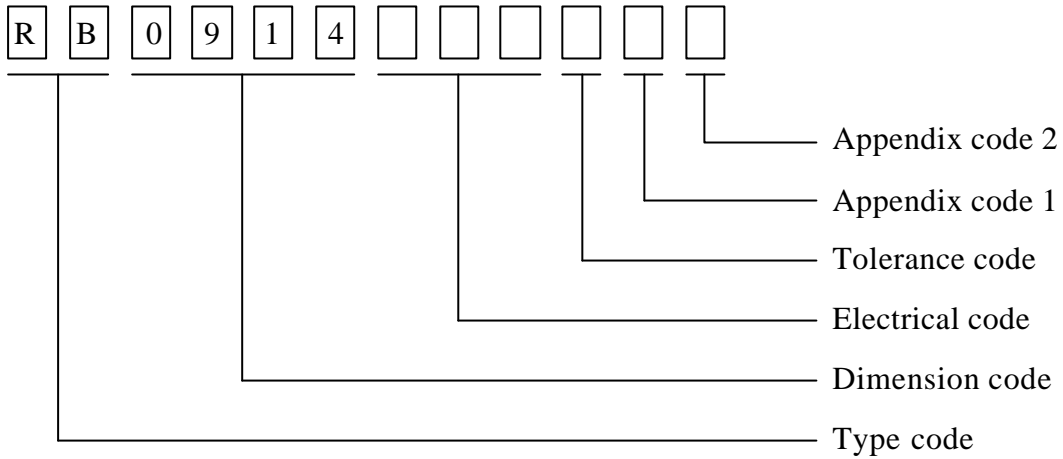
SPECIFICATION FOR APPROVAL

REF :

PAGE: 3

PROD. NAME	RADIAL INDUCTOR	ABC'S DWG NO.	RB0914	S
		ABC'S ITEM NO.		

. DWG EXPRESSION :



Appendix code 1 : S : Standard products
 A R , T Z : Special products

Appendix code 2 :

Code	Inner package	Inner package Q'TY	Remark
A	Box	200 pcs	
B	Bag	100 pcs	
C	Empty	Empry	